



THE NVOLVE GUIDE TO

# Business Intelligence for Operational Excellence

Leveraging Data to Enhance Quality, Compliance, and Productivity

[www.nvolvegroup.com](http://www.nvolvegroup.com)



# Understanding Workforce Business Intelligence

**Business Intelligence transforms workforce management by providing actionable insights from data, driving operational excellence and competitive advantage.**

Business Intelligence (BI) is revolutionising how companies manage their workforce by transforming data into actionable insights.

By leveraging BI tools, organisations can analyse data related to training, compliance, productivity, safety, and ESG (Environmental, Social, and Governance) metrics.

This data-driven approach enhances decision-making, operational efficiency, and workforce performance, ensuring businesses remain competitive and compliant in a rapidly evolving landscape.



# Accessing Real-Time Data for Strategic Decisions

BI tools provide real-time data visualization and analytics, essential for informed decision-making. By collecting and analysing data from multiple sources, businesses gain a comprehensive view of workforce performance.

This helps identify trends, predict outcomes, and make strategic adjustments to improve efficiency and productivity.

## FOCUS POINTS

### Real-Time Dashboards

Up-to-date KPIs for quick insights.

### Predictive Analytics

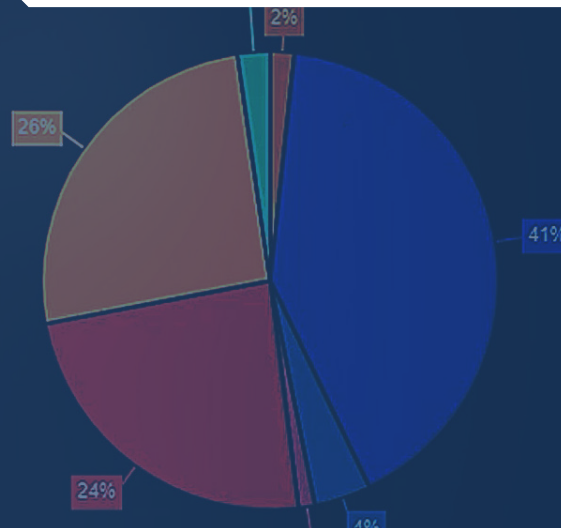
Forecasting future trends based on historical data.

### Performance Monitoring

Tracking individual and team performance in real-time.

 Current Month  Trend Analysis

Completed Audits - 3  
Business Intelligence and Analytics - 72  
eSignature - 7  
Incidents - 2  
Learning Events - 42  
News - 45  
Coaching Reviews - 4







## Improving Training Programs and Ensuring Compliance

BI tools are critical for monitoring and enhancing training programs. They help ensure employees are adequately trained and compliant with regulatory requirements.

By analysing training data, organisations can identify skill gaps, track progress, and customise training programs to meet specific needs.

### FOCUS POINTS

#### **Training Analytics**

Assessing training effectiveness.

#### **Compliance Tracking**

Monitoring regulatory adherence and certification statuses.

#### **Personalised Learning Paths**

Customised training based on individual needs and performance



## Creating Safer and More Efficient Workplaces

Productivity and safety are key to operational excellence. BI tools analyse productivity metrics and safety data, enabling companies to identify and address inefficiencies and safety hazards. This proactive approach helps mitigate risks and enhances workplace efficiency.

### FOCUS POINTS

#### **Productivity Metrics**

Analysing workflow efficiency.

#### **Safety Analytics**

Tracking and preventing safety incidents.

#### **Risk Management**

Predicting and preventing potential safety issues.

**“A bad system  
will beat a good  
person every time.”**

**Dr. William Edwards Deming**

Dr. W. Edwards Deming, often referred to as “The Founding Father of Continuous Quality Improvement” and a leading authority on how employees worked and learned together was a statistician and business consultant whose methods helped hasten Japan’s recovery after the Second World War and beyond.

# Tracking and Improving ESG Performance

ESG metrics are increasingly important for modern businesses.

BI tools help track and improve ESG performance by providing insights into environmental impact, social responsibility, and governance practices.

This enables companies to make sustainable decisions that benefit the environment and society.

## FOCUS POINTS

### **Environmental Impact Analysis**

Monitoring energy usage, waste management, and emissions.

### **Social Responsibility**

Tracking diversity, equity, and inclusion metrics.

### **Governance Practices**

Ensuring adherence to ethical standards and regulations.





# Integrating BI Tools into Your Organisation



## Define Objectives:

- Outline what you aim to achieve with BI
- Determine key performance indicators (KPIs)
- Assess the types of data and sources to analyze



## Choose the Right Tools:

- Select tools that fit your industry and requirements
- Consider factors such as scalability, ease of use, integration capabilities, and cost
- Request demonstrations and trial versions to evaluate how well the tools meet your needs



## Data Integration:

- Ensure that your data is clean, reliable, and well-organized
- Establish data governance policies
- Consider the need for data warehousing or data lakes



## Implementation

- Integrate the BI tool with your data sources and ensure it functions as expected
- Develop dashboards and reports that provide meaningful insights
- Provide comprehensive training to all users

## Enhancing Communication and Collaboration

BI tools facilitate real-time knowledge sharing across the organisation, fostering a culture of continuous improvement and innovation. By enabling employees to access and share information instantly, businesses can drive better decision-making and operational efficiency.

Enable employees and improve employee engagement by:



Set team KPI's so they can stay on top of their targets



Ensure health and wellbeing of employees




Close skills gap and identify risks



Improve employee retention



Facilitate career progression



# 57%

of companies believe digital transformation has been central to their operational improvement

<https://www.pwc.com/us/en/tech-effect/cloud/digital-iq.html>



# Overcoming Challenges in BI Implementation

Implementing BI tools can be challenging. Common barriers include data silos, lack of integration, and user resistance. Addressing these challenges involves:




## Breaking Down Data Silos:

Data silos occur when information is isolated within different departments or systems, making it difficult to get a comprehensive view of operations.



## Ensuring Seamless Integration:

For BI tools to be effective, they must integrate seamlessly with existing systems and processes including Compatibility, API Integration and Regular Updates and Maintenance



## User Training and Engagement:

One of the biggest challenges in BI implementation is user resistance, often due to a lack of understanding or fear of change.



# 67%

of Manufacturing and Supply Chain companies have connected worker programs already underway

<https://blog.Insresearch.com/transform-one-connection-at-a-time>

# Learning from Real-World Examples

Let's take a look at some implemented BI for workforce management, achieving significant improvements.



## Identifying and closing skills gaps.

Coca-Cola has been able to identify skills gaps and implement targeted training and development strategies, ensuring their workforce remains at the forefront of industry expertise.



## Cut training time by 70%, minimising line downtime.

Using Powerful BI Dashboards, Culina Group have Maximised ROI to Advance Employee Enablement & Engagement.



## 100% Compliance, 100% of the time!

Nelipak use Workforce Data to eliminate all paperwork, filing cabinets and spreadsheets to drive total compliance.

[Read More »](#)



## Conclusion: Your Path to Operational Excellence

Harnessing the power of BI enables organisations to transform data into strategic insights, driving operational excellence. By integrating BI tools, companies can enhance training, compliance, productivity, safety, and ESG performance, ensuring long-term success and sustainability.

## About Nvolve

Nvolve has been supporting manufacturing and supply chain companies in their pursuit of workforce and operational excellence for over 15 years. Companies in manufacturing, logistics, warehousing, retail, and services worldwide use Nvolve to equip their frontline workers with modern digital tools. These tools help improve productivity, quality, and safety.

[Get a Demo of Nvolve](#)

Global Reach, Impactful Results





# Contact Us

## Nvolve Group Ltd.

General Enquiries: [info@nvolvegroup.com](mailto:info@nvolvegroup.com)

Media & Press Enquiries: [insights@nvolvegroup.com](mailto:insights@nvolvegroup.com)

### HQ



Colab, LYIT, Port  
Road, Letterkenny,  
Donegal, Ireland

### NORTH AMERICA



345 Park Avenue,  
17th Floor New York  
NY 10154-0037 USA

### EMEA



Kemp House, 152  
City Road, London,  
EC1V 2NX United  
Kingdom

### APAC



The Hub, Level 2  
162 Collins Street  
Melbourne, Vic  
3000 Australia

### PHONE



+353 7491 16000

### PHONE



+1 646 568-4369

### PHONE



+44 203 868 8250

### PHONE



+353 1440 3615